



No 110
June/July 2019

Official Newsletter of SeniorNet Mac Inc. Christchurch

Telephone 03 365 1979 <http://seniormac.org.nz>



From the President

— Barbara Blowes

I do hope you all like the new look of your Apple News please let us know your thoughts. You can email me at: president@seniormac.org.nz.

We would also like to know what Workshops, Courses and Catch sessions you want us to hold, we do need your input and now is the time to tell us what your thoughts are. We can't do these things for you if we don't know what you want. Send me your ideas to president@seniormac.org.nz. I want lots of ideas from you all as I want to see my new email on our new portal full of lots of ideas.

I have had great feedback about my weekly news that we send out. This will keep you all informed with what is happening and give you useful information that people have been sending to me. If you have any useful info that you think other members might like to know send that to me as well. I think it is very important that you all know what is going on in SeniorNetMac and this is one way we can keep you informed. Winter is on the way and I will have to stay inside so I will need something keep me busy so send me emails. Thanks in anticipation. 🍏



BREAKING NEWS



iTunes is put to rest

The replacement for iTunes will be three separate apps for Music, Podcasts and TV and won't mean your music will have disappeared. It will be in the Music App. Meanwhile, iPhone syncing has moved to Finder.

macOS Catalina also means the Mac gets the iPhone's Screen Time feature, family sharing, some of the Message Apps features and Siri shortcuts.

SeniorNet Mac, Christchurch Executive and Committee

John Hampton Patron

Committee Members for 2019/20 are:

Barbara Blowes	President	president@seniormac.org.nz
Charlie Millar	Vice President	vice.president@seniormac.org.nz
Elizabeth Chesney	Secretary	secretary@seniormac.org.nz
Elizabeth Chesney	Treasurer	treasurer@seniormac.org.nz
Derek Brown	Trustee	
Brian Henderson	Fundraiser	funds@seniormac.org.nz
Erika White	Events Manager	events@seniormac.org.nz
Barbara Robinson	Customer Services	services@seniormac.org.nz
Christene Berry	Member	
Robin Harrington	Bookings	bookings@seniormac.org.nz
Ross Beach	Editor	editor@seniormac.org.nz



SeniorNet Mac Inc. PO Box 475
Christchurch 8140
41 Essex Street, Christchurch
Web: <http://seniormac.org.nz/>

Morning Sessions

MONDAY, WEDNESDAY,
and FRIDAY 10.00 am to 12 Noon

Pop in and have a cuppa in the learning centre. You can get answers to computer problems, ask questions and get advice. If you need to bring in your computer please ring:

03 365 1979

and leave a message

Items that can be solved quickly will be \$5 but problems requiring significant time will attract up to \$20 workshop charge.

The SeniorNet Mac *Apple NEWS* is distributed bimonthly on 10th April, June, August, October, December and February. You will be kept updated on important matters with a Mini Newsletter by email every week, in between times.



Contents

	Page
Winter Scene	Cover
From the President, Barbara Blowes	2
Breaking News	2
Morning Sessions	2
SeniorNet Mac Executive and Committee	2
Editorial	3
Deadline for Apple NEWS	3
Welcome to New Members	3
Our Sponsors	4
Apple User Group	4
Cookin' with Apple	4
Wanted Advertisers	4
Internet Banking	4
Disclaimer	4
Knitted Knots	5
Members Photo Corner	6
Spams, Scams and Unwanted Phonecalls	7
Tech Tips— <i>Pam Doughty</i>	8, 9 & 10
Guest Speaker—25 June— <i>Ross Clendon</i>	10
Guest Speaker—30 July— <i>Bronwyn Groot</i>	10
Social and Luncheon—30 April	11
Social and Luncheon—28 May	12
Courses and Workshops— <i>July/August</i>	13 & 14
Brian the Pirate's Tips	15 & 16
Location Map	16

**Chocolate dosen't ask
silly questions—
Chocolate understands**

Editorial



Hi there.

Welcome to the first edition of *Apple NEWS*. This now replaces the *Infoletter* and will still be published bimonthly.

Winter is now upon us and the temperatures are dropping, we have had a splendid Autumn and we can now look forward to

(hopefully) a perfect Spring in a few months time.

In this issue we have featured *Knitted Knots*, *Members Photo Corner*, *Spams Scams and Unwanted Phone Calls*, *3 Tips from Pam Doughty*, and *2 Tips from Brian the Pirate*.

The Black Caps have had 3 Wins in the Cricket World Cup, the wheels fell of the Crusaders bus in Fiji, (but they bounced back with a whammy against the Rebels) the Budget was delivered despite a lot of hoo ha pre announcement. The TV programmes get worse—thank goodness for *Netflix*, and *Neon* etc. *Brexit* seems still to be a "can of worms". Global Warming is becoming more and more frightening and certain powerful people are still in denial. 🍏



Deadline for August/September Apple NEWS

July 28th

Please have your copy for the next *Apple NEWS* to me by the above date.

Copy can be either typed straight into an email, as a Word file or as Rich Text Format.

Digital images need to be at least 220dpi or higher (72dpi will not reproduce well)

Please no hard returns except at the end of a paragraph.

Welcome to New Members



Robyn Harrison, Lois Curtis, Hubert Bowden.





APPLE USER GROUP

Canterbury Apple Users

is a subgroup of Christchurch SeniorNet Mac Inc. and meets on the last Wednesday of each month at the SeniorNet Mac Rooms, 41 Essex Street, Christchurch. A heated room with all conveniences, tea/coffee and bikkies.

FREE to SNM members. General public \$4.00

It has its own web site called www.appleusers.co.nz The free HELP email list is open to all Mac users who wish to give or receive assistance. See on the website under 'email list' for instructions on how to subscribe or unsubscribe to this service. 🍏

Our Sponsors



**Rātā
Foundation**

COGS

Community Organised
Grants Scheme



Lottery Grants Board
FUNDS FOR YOUR
COMMUNITY

Also in association with:
The Federation of NZ SeniorNet Societies



Cookin' with



GERMAN APPLE TART

Take 2lbs. apples, ¼ lb. stoned dates, 2 tablespoons sugar, 1 tablespoon butter, 1 teaspoon ground cinnamon, 1 teaspoon ground ginger. For the paste: ½lb. flour, 1 ounce sugar 1 teaspoon cinnamon, 1 teaspoon baking powder, ¼lb of butter, 1 egg yoke, 2 tablespoons of milk. Stew together until soft the apples peeled and cored, dates, sugar, butter, cinnamon and ginger. Beat up and put on a dish to cool. Make a paste of the flour, sugar, cinnamon, baking powder, and butter rubbed in; mix with yoke of egg and milk. Roll out, line a deep plate, putting a double piece round the edge, ornament, fill with apple mixture, and bake for ½ hour. Beat white of egg stiff, sweeten, spread over and brown in the oven. 🍏

APPLE POP

Slice apples to fill a large jar ¾ full; to this add a heaped cup of sugar and fill with boiling water. Add compressed yeast, 1 square inch in size, when luke warm. Let this stand for 3 or 4 days, strain and bottle. Tie corks down firmly. Ready for use in a few days. 🍏

WANTED

Advertisers

- Web Advertising on our Web Site
- *Apple NEWS* Advertising
- Reasonable Rates: For prices contact:

Customer Services

03 365 1979

services@seniormac.org.nz

IMPORTANT

INTERNET BANKING

Our Direct banking number is 020816-0376043-00

PLEASE when paying monies to SeniorNet Mac, include as reference either your Name or Membership Card number.

We are receiving credits from time to time from unknown members.

We have no way of telling who they are from.

Your Membership card has a unique number and should begin with the figure 4

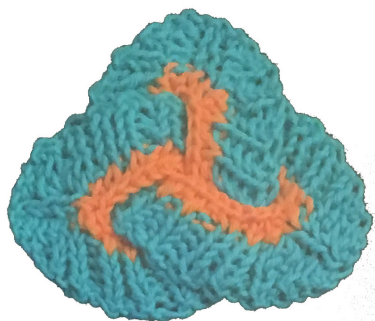

Elizabeth Chesney
Treasurer@seniormac.org.nz

Disclaimer

Every effort has been made to ensure that no known copyright issues have been breached and that appropriate acknowledgements have been made, with regard to all articles and advice given in this publication.

No liability is accepted for any errors or omissions or inadvertent disclosure not meant for publication. Any opinions expressed may not necessarily reflect the views of the Editor or SeniorNet Mac Inc. who, likewise, neither endorse nor accept responsibility for products or services of any advertisers or for opinions expressed within the *Apple NEWS*.






Knitted Knots

Elizabeth Chesney was the Guest Speaker at the March Social and Luncheon.

Due to lack of space in the April/May *Infoletter* we were unable to feature some of her knitted designs, so we feature some of them here in the June/July *Apple NEWS*.





Lake Tekapo—*Mhairi Erber*



Marching to Infinity—*Joe Adams*



This is an image (probably Miners' or Workmen's huts on the West Coast) and was restored by *Barbara Blowes* from one of her father's 35mm slides which had mould on both sides and after cleaning the mould off was restored using Photoshop.

Spams, Scams & Unwanted Phone Calls

Today most Internet Providers have a reliable Spam Screen—but still the odd spam sneaks through! Recently I received an interesting example in my Inbox. (see below) Aha! I thought—as I have never used Vodafone on any of my devices! As you can see no logo, just the word **vodafone** at the top, very politely worded message—but checkout the link and the spelling of **vodaafone**. So after taking a screen shot I sent the email to trash. Heard no more! When we moved to the Kapiti Coast 4½ years ago we decided to have an unlisted Landline No. to do away with those pesky calls during our Dinner hour! Wanting us to take part in surveys, buy Aluminium joinery etc. Peace and quiet for 3 years until about 18 months ago when we suddenly started to get calls with this number showing on our Caller ID, 00612844544308. If you pickup the handset and say "Hello" the silence is deafening. So we hang up, now when we see that number we pick the handset up and put it straight back in the cradle. How they can call an unlisted number I do not know. —Editor 🍏

DO'S AND DON'TS

1. Don't give anyone your password—banks or any other institutions will never ask for it.
2. Banks and other organisations will never send you any email asking you to "Verify" your account. Just delete emails like this.
3. Microsoft, or any other electronic or computer company will not ring you to say that your computer is not working correctly—hang up. If you are having issues, take it to a local repairer.
4. Spark Vodafone etc. will not ring you saying you have issues you have to sort out, or that you will lose their service the next day. Do not push 1 for.. hang up.
5. Never give out your Credit Card details to anyone who rings you, just hang up.
6. Many of the on-line scams will use legitimate company logos such as New World, Caltex—ring your local store or garage to check if they are running a promotion.
7. While you may be the most desirable person in Canterbury, do not succumb to the charms of a 25 year old from overseas—they usually don't exist and the scammers want your money!!
8. On-line shopping, again check that the `shop' actually exists before sending money.
9. If you receive calls on your answerphone, or call identification machine which you do not recognise, especially long overseas numbers, don't call them, it may be a very expensive call. If you are unsure of whether or not it may be someone you know, either contact them from your Contacts, or wait for them to call you back. 🍏



vodafone

Inbox - snap.netaccess.co.nz Yester

Your invoice available now 641351

To: jbeach

Hi ,

Thanks for working with us. Your bill for \$679.75 was due on 25 Mar 2019.

If you've already paid it, please ignore this email and sorry for bothering you. If you've not paid it, please do so as soon as possible.

To view your bill visit <https://ir.vodaafone.co.nz/e2b1L6URa9XWCSCRZMtPBVk1a3h5eD>


If you've got any questions, or want to arrange alternative payment don't hesitate to get in touch.

Thanks

Site

"A love letter lost in the mail, forgotten, miss delivered and then discovered years later and received by the intended is romantic. A love letter ending up in someone's spam filter is just annoying." —B.J. Neblett





Working with 'Bullet Points' in Pages

Pages for the Mac

There are many, many ways of formatting text that includes a series of 'bullet points'. This article is aiming to produce the following:

First sentence or paragraph with no bullets.

- First bullet point.
- Second bullet point.
- Third bullet point.

Last sentence or paragraph with no bullets.

This CAN be done using the following steps using Pages on your Mac.

Type the First Line.

Before typing the first bullet point select Bullet from the drop-down option beside Bullets & Lists in the Format side-bar.

Type your first bullet point.

Press Return and Type your Second bullet point.

Press Return and Type your Third bullet point.

Press Return then press Return again and you will be ready to type your last sentence.

TRY IT.



Possible complication

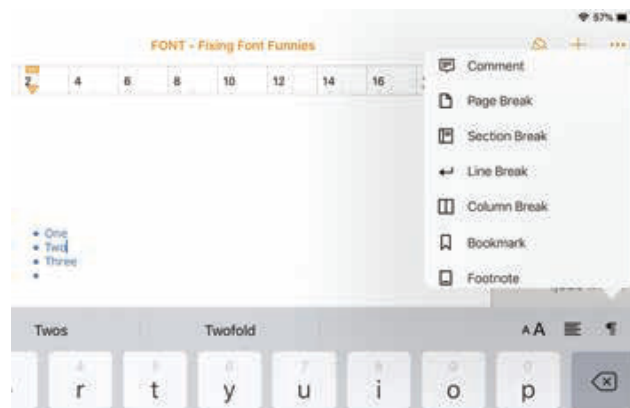
It may be necessary to have more than one paragraph within a single bullet point. BUT pressing 'return' results in a new bullet point. To obtain a new line without the bullet point press shift-return.

If we wanted to add an additional paragraph after the Second bullet point move the cursor to the end of the bullet point and press shift-return. A new paragraph without a bullet point in front of it will start directly below the S of 'Second bullet...'

Pages on the iPad

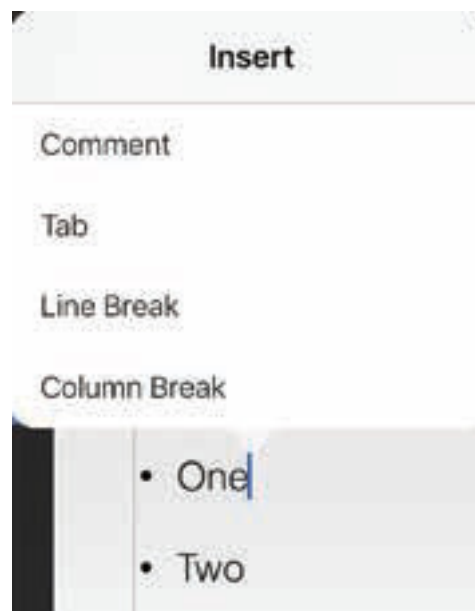
When working with Pages on the iPad I create the original example in exactly the same way as on my Mac.


The difference comes when I want a second paragraph within a bullet point. Using the on-screen keyboard I cannot use shift-return. The trick is to locate 'Line Break' by tapping  as shown in the next image. 



Shift-Return Keynote — iOS

In Keynote tap and hold where you want to enter a Line Break and select Insert to obtain the following:



BONUS TIP: To add a Line Break within a cell in Numbers or when entering text in Pages on an iPhone tap-and-hold and select Insert from the black bar. 



Keep Individual Pages from a PDF — macOS

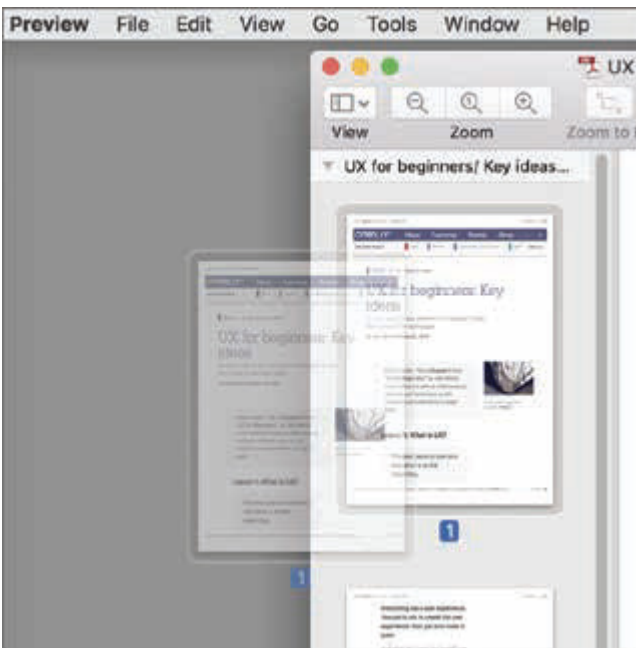
This article shows how you might select pages from a PDF like AUSOM News, save it as a stand-alone file named appropriately and saved in an appropriate folder. Towards the end of the article a solution to 'how do I save just part of a page?' is explored.

To copy pages from a PDF and keep them as individual files:

Open the PDF document in Preview and Select View > Thumbnails.

Move your Preview window so you can see your Desktop.

Drag the thumbnail of the page you want to keep onto your Desktop.



The dark-grey area above is the Desktop — page 1 is being dragged onto the Desktop

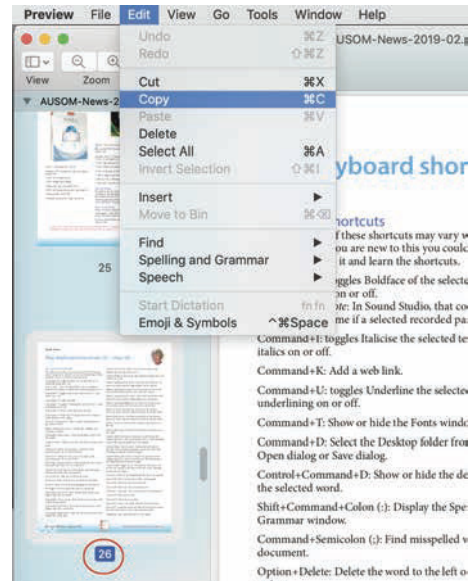
Click on the Desktop so you can rename the file you just 'dragged' and move it to a suitable folder.

NOTE: The page stays in the original PDF and a new file will appear on your desktop named filename (dragged). PDF. Result: your original PDF file is retained and a copy of the page you want to keep is now filed where you can locate it.



Check that the PDF created will open and display correctly in Preview. Some PDF files do not allow 'dragged' pages. You may need to follow the procedure explained below.

A second way to create a new PDF with a page from an existing PDF



First page 26 is selected in the View sidebar (its page number is highlighted), then Edit > Copy is selected

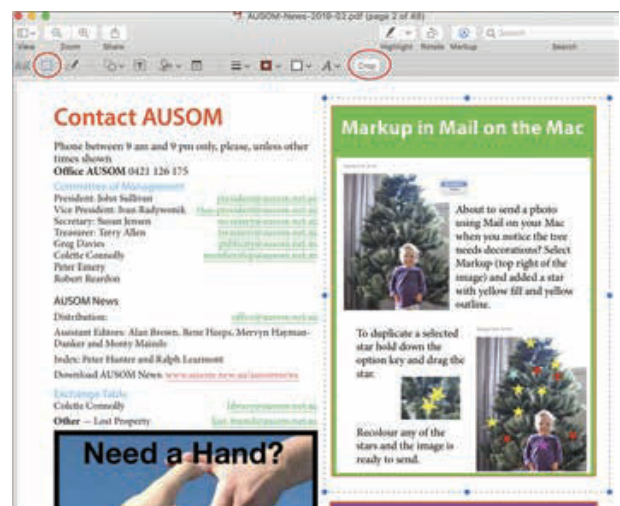
- Select one or more thumbnails in the sidebar, and
- Press Command+C (or Edit > Copy).

This stores the page(s) in the clipboard. Choosing File > New from Clipboard creates a new Untitled PDF document within Preview containing the information on the original page(s).

Save the Untitled PDF in an appropriate folder as before.

Saving a copy of just part of a page

The second procedure is the one to use if you want to save just part of a page.



With the PDF open in Preview display the Markup toolbar and select the crop tool (circled near top-left in the next image).

Drag over the part of the page you wish to keep.



[An Aside: Once part of the page is outlined (selected) a 'Crop' button will appear in the Markup bar. Clicking 'Crop' will hide the remainder of the page. NOT the option we want to make use of here.]

To retain the selection as an individual page:

- Press Command+C (or Edit > Copy) to store the selection on the clipboard.
- File > New from Clipboard will display a new Untitled PDF containing the information that was selected. This file can be saved and named appropriately.

Acknowledgement

The information provided here was originally published in "An Introduction to Preview" by Pam Doughty. The original publication can be downloaded from <https://ausom.net.au/pams-page/> as an iBook. iBooks are suitable for reading using Books on an iPad/iPhone (called iBooks prior to iOS12) or on a Mac (called iBooks prior to Mojave) using Mavericks or better. 🍏



GUEST SPEAKERS



25 June

Ross Clendon

Combating Poverty in Asia.

Ross was born and raised in Lower Hutt. He studied history and law at university here in New Zealand (Otago and Victoria), following that with three years at Cornell University in the United States on a Fulbright Scholarship. After practising as a lawyer in London and Wellington, Ross left New Zealand in his mid-30s with his family to take up a position with the Asian Development Bank, a multilateral finance institution headquartered in Manila, Philippines. New Zealand is one of the ADB's 68 member countries. Ross became principal counsel in the ADB's legal office before returning to New Zealand 20 years later in 2006. His talk will discuss the role played by the ADB in the developing countries of Asia and the Pacific, and some of his own experiences as an expat living and working in Asia. 🍏



Ross Clendon



Bronwyn Groot


30 July

Bronwyn Groot,

Fraud Education Manager, Commission of Financial Capabilities (CFFC), Auckland

"Get Savvy on Scams"

If you are ever in the unfortunate position of being caught out in a fraud or a scam, Fraud Education Manager, Bronwyn Groot, is the person you want batting in your corner. She's a subject matter expert on frauds and scams – with multiple awards to back it up. Bronwyn has 20 plus years in the banking industry, including seven working in Financial Crime & Security. She has lots of great stories! When she's not fighting fraudsters and helping their victims, Bronwyn enjoys spending time with her family and friends. 🍏



Everybody is a genius. But if you judge a fish by its ability to climb a tree, it will live its whole life believing that it is stupid.

—Albert Einstein



SeniorNet Mac Social & Luncheons

30 April

'Why I Love working at The Court'



Roanna Dalziel

This address by Roanna Dalziel was captivating; entertaining, interesting, compelling, and somehow inspiring and intriguing, all at the same time.

Roanna captured everyone's attention with her polished delivery, but it went deeper than just that. Somehow you knew that if she was dealing with you directly, you'd feel as though you mattered, and that she cared.

As the Literary Manager at the Court Theatre Roanna is in charge of choosing and developing plays, and reading and writing scripts, all with relish and trepidation.

For Roanna it's all about Christchurch art, about the whanau, our community. She loves the Court intimacy and what it can be for every individual.

After the 2011 earthquakes The Court had to shift, after having endured the trauma that was common to many in Christchurch. They were overwhelmingly thankful that the stone wall didn't shift more than it did. They were lucky to find The Shed, and in December 10 2011, they reopened. And People Turned Up.

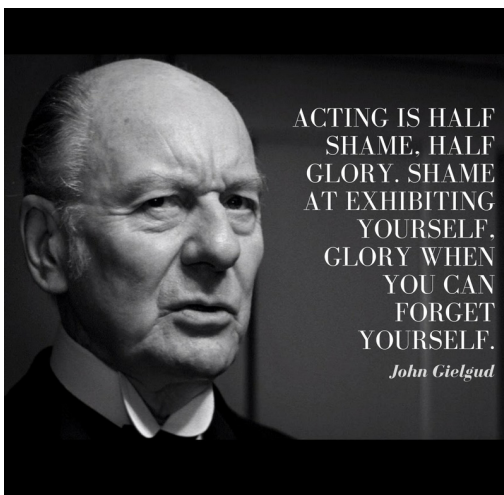
The play-writer's job is to get the compelling story onto paper, and the actors' job is to get the vibrancy and impetus off the paper. Roanna always wants people to be proud as punch about what happens and she talked about being transformed by the community (I thought that she was a transformer herself).

It's all about being inclusive, belonging, friendship – through art, celebrating being human. Art as respite. Art as challenging and celebrating what it is to be human; what it is to be from Christchurch, of Christchurch and for Christchurch.

By the way – the Court's phone no. is 03 963 0870. It's important! 🍏



Roanne during her presentation

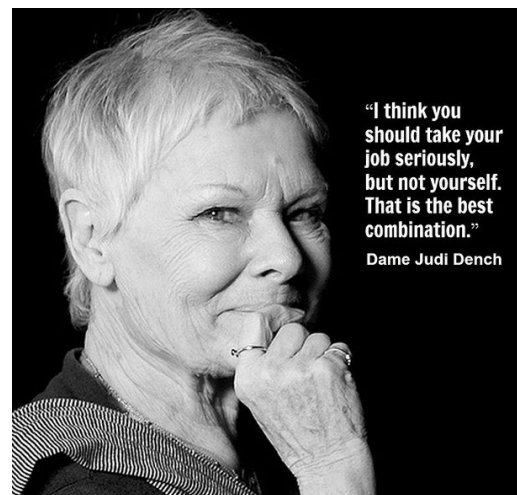


ACTING IS HALF
SHAME. HALF
GLORY. SHAME
AT EXHIBITING
YOURSELF.
GLORY WHEN
YOU CAN
FORGET
YOURSELF.

John Gielgud

Raffle Results 30 April

Grace Adams
Bill Peirson
Jillian Wilson



"I think you
should take your
job seriously,
but not yourself.
That is the best
combination."

Dame Judi Dench



SeniorNet Mac Social & Luncheons

28 May

Rita Noetzel,

Programme Director & Team Co-Ordinator: of The Clown Doctors
"Humour for Health"



There was a very good attendance for this social and lecture. After lunch at the Cashmere Club, we were addressed by Rita Noetzel, Programme Director and Team Co-ordinator of the Clown Doctors in New Zealand, who introduced us to the worldwide activities of Clown Doctors, undertaken by particular organizations in different countries. The presentation began with a short video and the subsequent talk was illustrated by a series of instructive slides.

Clown Doctors, who are not doctors, but are not social work volunteers either, are professional entertainers whose task is to use their skills to improve the lot of hospital patients, in particular, but not exclusively, children and older persons, by eliciting laughter, that most traditional, and proverbially the best of medicines, through comic performance. The best-known adjunct of clowning, the red nose, is employed as their symbol, and instantly characterises the clown wearing it as a non-threatening person without status in the hospital, who will therefore not bear bad news, or give unwelcome orders.

All clown doctors undergo a training course which of course does include basic medicine and instruction on the nature of the hospital environment but performances by individuals or groups of clown doctors are entirely their own. A minimum team of two clown doctors ensures no patient can ever be alone with a stranger, however humorous; also, two allows for interaction between clowns as well as with the patient. There are written guidelines and a Code of Ethics.

Of especial interest were the comments made in the video or reported on a slide of patients expressing gratitude for the clown doctors' visit. These included older adults as well as children. In one story, the most intractable type of patient, a fourteen-year old boy, apparently did not stop using his iPad during the clown doctor's visit but was observed to be laughing as the act concluded. Clown Doctors do make reports on their visits, allowing success to be judged.

During question time, the speaker described the financing of clown doctor activities, mentioning that at present hospitals themselves do not contribute. She also noted that her talk to us was just one way to publicise clown doctors, observing that third-year medical students were also one of the audiences, permitting future doctors to be more familiar with this therapy.



Photos courtesy
www.clowndoctors.org.nz

Raffle Results 28 May

1st Brian Henderson
2nd Andrew Grant
3rd Margaret Grant



Courses & Workshops

JULY

4 Week Course
Workshops
Catch Session

\$5 pre hour
\$5 pre hour
\$5 pre hour

2 Week Course \$5 pre hour
One on One \$20 pre hour

COURSE DESCRIPTION

Mac Basic 2
iPad Basic
iPhone Basic
iPad/iPhone Apps
Email, Calendar
Notes

Using important apps their setup/ customisation
Basic Operations for iPad users
Basic operations for iPhone users
Operations for iPad /iPhone users
Learning to make the most from email, calendar
Simple word processing, getting ready for xmas letters

JULY					
iPad Basic	2 weeks	1st July	8th July	Monday	2 - 4 pm
iPhone Basic	2 weeks	2nd July	9th July	Tuesday	10 -12 noon
Email, Calendar	2 weeks	3rd July	10th July	Wednesday	2 - 4 pm
Mac Basic 2	2 weeks	9th July	16th July	Tuesday	2 - 4 pm
iPad/iPhone Apps	2 weeks	22nd July	29th July	Monday	2 - 4 pm
Notes	2 weeks	24th July	31st July	Wednesday	2 - 4 pm

WORKSHOP DESCRIPTION

Contact for iPad,
Skype/Facebook
iPad/iPhone Introduction

Learning to make the most from Contacts,
Basic video-conference applications
A basic introduction to the iPad/iPhone

WORKSHOPS			
iPad/iPhone Introduction	15th July	Tuesday	2 - 4pm
Skype/Facebook	16th July	Tuesday	10 - 12 noon
Contacts for iPad,	17th July	Wednesday	2 - 4pm



Courses & Workshops

AUGUST

COURSE DESCRIPTION

Mac Basic 1	Introduction to Mac, Finder, Dock & running applications
iPhone Basic	Basic Operations for iPhone users
iPad Basic	Basic Operations for iPad user
iPad/iPhone App	Operations for iPad/ iPhone user only

AUGUST					
iPhone Basic	2 weeks	6th August	13th August	Tuesday	2-4 pm
Mac Basic 1	2 weeks	7th August	14th August	Wednesday	2-4 pm
iPad Basic	2 weeks	8th August	15th August	Thursday	2-4 pm
iPad/iPhone Apps	2 weeks	22th August	29th August	Thursday	2-4 pm

WORKSHOP DESCRIPTION

iCloud and Dropbox	What are these and how to use them
iPad/iPhone Introduction	A basic introduction to the iPad/iPhone
Simple Prints	Great way to put photos into a book

WORKSHOPS			
iCloud and Dropbox	5th August	Monday	2-4 pm
iPad/iPhone Introduction	13th August	Tuesday	10-12 noon
Simple Prints	20th August	Tuesday	10-12 noon

For all of the above Courses,Workshops, Contact: bookings@seniormac.org.nz

or Phone 03 3651979 and leave a message. We will contact you as soon as possible.

Members with iPad and iPhones must take an iPad/iPhone introductory workshop before taking any other course relative to their device.





Brian the Pirate's Tips

Tip #1

Learn Mac OS X Shortcuts

If you have a desktop or laptop computer, then you may be interested in becoming more proficient in using some of the shortcuts for a number of keyboard actions. These shortcuts are universal and work with the majority of applications.



⌘ - I (L)	Make alias
⌘ - Option - drag	Make alias in new location
⌘ - r	Find original of the alias
⌘ - shift - n	New folder
⌘ - click in Finder window	Menu (new folder / info)
⌘ - n	New Finder window (home)
⌘ - t	Add to favourites
⌘ - m	Minimise window
⌘ - option - m	Minimise all windows
⌘ - right arrow	Expand folder listing
⌘ - left arrow	Collapse folder listing
⌘ - option - w	Close all open windows
⌘ - w	Close all open windows
⌘ - up arrow	Show parent folder (up one level)
⌘ - shift - option - delete	Empty Trash immediately
⌘ - 1	View as icons
⌘ - 2	View as list
⌘ - 3	View as columns
⌘ - option - d	Show or hide Dock
⌘ - shift - 3	Grab screen file (picture)
⌘ - shift - 4	Grab area to file (picture)
⌘ - shift - 4, spacebar	Grab window to file
⌘ - shift - control - 4	Grab selection to clipboard
⌘ - option - eject	Sleep





Brian the Pirate's Tips

Tip #2

Websites & Helpful Hints

Canterbury Apple Users
Applebyte (online web version)
<http://www.appleusers.co.nz/>

Welcome to the Apple Macintosh User's Learning Centre -
SeniorNet Mac Incorporated
Apple NEWS (email/online download)
<http://seniormac.org.nz>

SeniorNet
Gizmoe (email)
<https://seniornet.co.nz/>

The Official NIST US Time
<https://www.time.gov/ie/>

Live stream: 1 News at Midday
https://www.tvnz.co.nz/one-news/new-zealand/live-stream-1-news-midday-v2.html?variant=tb_v_4

XE Currency Converter - Live Rates
<https://www.xe.com/currencyconverter/>

Webster in The Oldie - Webster's latest thought
<http://www.askwebster.co.uk/>

U3A Network Canterbury
<https://www.u3anetcant.nz/>

Time and Date
www.timeanddate.com

Doctor price comparison NZ | Find the cheapest doctor |
DoctorPricer <https://doctorpricer.co.nz/>

Price Comparison | Find the best deals on PriceSpy NZ
www.pricespy.co.nz

Petrol Spy - Fuel Prices & Fuel Watch in Australia
<https://petrolspy.com.au>

Cheap flights, Hotels and Rental cars | Dohop.com
www.dohop.com

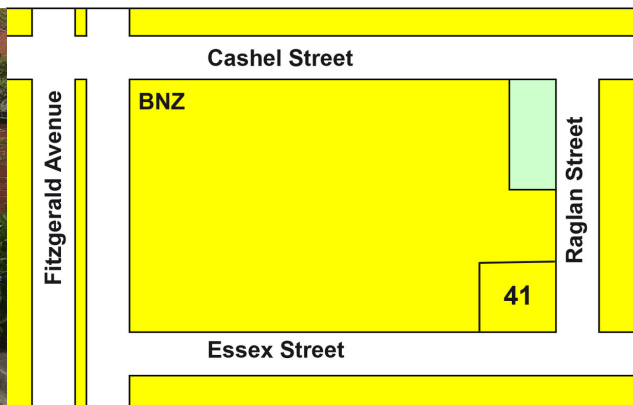
Lightning & Thunderstorms - New Zealand
http://en.blitzortung.org/live_lightning_maps.php?map=21

Broadband Compare – The Best Broadband Deals in NZ –
Save Now
<https://consumer.broadbandcompare.co.nz/>

Can you get better broadband right now? | Chorus
<https://www.chorus.co.nz/>

AlternativeTo - Crowdsourced software recommendations
<https://alternativeto.net/>

List resourced and supplied by Chris Wright 



SeniorNet Mac Inc. Rooms and Learning Centre
41 Essex Street, Christchurch

