



infoletter



Official Newsletter of SeniorNet Mac Inc. Christchurch

No 108: February/March 2019



Summertime



From the President

— Barbara Blowes

Christmas has come and gone for another year, I hope this year doesn't go as fast!


I have purchased the latest iPad Pro 12.9 and I am very pleased with it although it is very similar to my previous one. It does seem to be a little smaller, I suppose because the side margins are a lot narrower.

This time I have heaps of storage (256 GB) for my obsessive hoarding of free Apps.

What is rather odd is that there is no home button. This took a bit of getting used to but I use the Accessibility App which does have a home button.

Tonight I had to download a free App which was a bit of a problem with no home button to verify my fingerprint. It took me a few minutes to sort it out as there is a little notice that shows up at the top lefthand side of the screen and says double press. This didn't work to start with but somehow or other the camera worked (maybe a fluke) and a smily face showed up and the app downloaded. Phew otherwise I would have had to Google it. If you are having any problems do drop in at the Learning Centre.

My husband Jim was pleased to inherit my old Pro as he loves watching all his sport on a much bigger Screen. Then my cousin inherited Jim's old Air and he is pleased to have that. Pleasure all round.

P.S. If you upgrade and want to pass on your old device, call the number below and we can let members know what is available. 



03 3651979

New Phone Number and Answering Service at Clubrooms

This an Answering Service
and all calls made on this number
will be answered on a daily basis.

SeniorNet Mac, Christchurch Executive and Committee

Patron:	John Hampton		
President:	Barbara Blowes	03-332-0673	Barbaras.Treasures@xtra.co.nz
Vice President:	Charlie Millar	03-360-3719	charliejudi@xtra.co.nz
Executive Officer:	Allan Rutherford	03-352-4950	ajmr@xtra.co.nz
Secretary:	Elizabeth Chesney	03-358-4774	lizziejbchesney@icloud.com
Treasurer:	Margaret Harvey	03-352-4950	margaret.harvey@xtra.co.nz
Distance learning:	Brian Henderson	03-942-5293	bshhen22@gmail.com
and	Barbara Blowes	03-332-0673	Barbaras.Treasures@xtra.co.nz
Infoletter Editor:	Ross Beach	04-297-0425	jbeach@netaccess.co.nz



SeniorNet Mac Inc. PO Box 475
Christchurch 8140

Email: mac.seniornet@gmail.com

41 Essex Street, Christchurch

Web: <http://seniormac.org.nz/>

Morning Sessions

**MONDAY, WEDNESDAY,
and FRIDAY 10.00 am to 12 Noon**

Pop in and have a cuppa in the clubrooms. You can get answers to computer problems, ask questions and get advice. If you need to bring in your computer please ring:

Brian Henderson: 03-942-5293 or

Barbara Blowes: 03-332-9673

in advance.

Items that can be solved quickly will be \$5.00 but problems requiring significant time will attract up to \$20.00 workshop charge.

The SeniorNet Mac Infoletter is distributed bimonthly on 10th April, June, August, October, December and February. You will be kept updated on important matters with a Mini Newsletter by email every week, in between times.



Contents

	Page
Summertime	Cover
From the President, Barbara Blowes	2
Telephone and Answering Service	2
Morning Sessions	2
SeniorNet Mac Executive and Committee	2
Editorial	3
Deadline for Infoletter	3
Welcome to New Members	3
Our Sponsors	4
Apple User Group	4
Cookin' with Apple	4
Raffle Winners	4
Wanted Advertisers	4
Internet Banking	4
Disclaimer	4
Tech Tip	5
Join an Interest Group Promotion	6
Service Plus Relocation	6
Members Photo Corner	7
SeniorNet Mac 2018 Photographic Competition	8 & 9
Apple Users Group Christmas Meeting 2018	9
Catch Session Promotion	10
Guest Speaker—26 February	10
Socials & Luncheon 29 January	11
Guest Speaker—26 March	12
Profile —William and Charlotte Brouwer	12
Courses and Workshops—March/April	13 & 14
Brian the Pirate's Tips	15
Location Map	16

Editorial



Hi there.

To quote Ira Gershwin's Lyrics in *Porgy and Bess*—"Summertime and the livin' is Easy...." I hope you have all had an easy, quiet, and peaceful summer break. In this issue of the Infoletter we feature the 2nd placings

in the 2018 Photographic Competition, the 3rd placings will be featured in the April/May Infoletter. This issue we also have the return of *Members Photo Corner* and *Tech Tips*. The SeniorNet Mac Clubrooms now has a Telephone and Answering Service available 24/7, and all calls will be dealt with on a daily basis.

I look forward to bringing you news, views, articles, reviews and tips on Apple products and Applications as they come to hand. I would welcome any suggestions from members on what they would prefer to see in the content of future Infoletters. Meanwhile take care and keep cool in the heat of summer and enjoy the warm weather while it lasts. 🍏

Deadline for April/May Infoletter

March 27th

Please have your copy for the next Infoletter to me by the above date.

Copy can be either typed straight into an email, as a Word file or as Rich Text Format.

Digital images need to be at least 220dpi or higher (72dpi will not reproduce well)

Please no hard returns except at the end of a paragraph.

Welcome to New Members



Paula Shadlow. Denise George.



APPLE USER GROUP

Canterbury Apple Users

is a subgroup of Christchurch SeniorNet Mac Inc. and meets on the last Wednesday of each month at the SeniorNet Mac Rooms, 41 Essex Street, Christchurch. A heated room with all conveniences, tea/coffee and bikkies.

FREE to SNM members. General public \$4.00

It has its own web site called www.appleusers.co.nz The free HELP email list is open to all Mac users who wish to give or receive assistance. See on the website under 'email list' for instructions on how to subscribe or unsubscribe to this service. 🍏

RAFFLE WINNERS

29th January

Christine Ayrey, Sally Tripp, Alison Fox, Earle Shaw.

Our Sponsors

The Rata Foundation
Community Organised Grants Scheme
Lotto NZ
Also in association with:
The Federation of NZ SeniorNet Societies

WANTED Advertisers

- Web Advertising on our Web Site
- Infoletter Advertising
- Our Annual "Help" Booklet advertising

Reasonable Rates: For prices contact:

Allan Rutherford CEO phone: 352-4950

email: mac.seniornet@gmail.com

Cookin' with



CARAMEL PUDDING

Put $\frac{3}{4}$ cup of light brown sugar in a round cake tin, cover with pieces of butter the size of 5 cent coins, then layers of sliced cooking apples.

Cream 2 ounces butter and 2 ounces brown sugar together, add 2 well-beaten eggs, then add 1 cup of flour, 1 cup of bran, and 1 teaspoon of baking powder; also pinch of salt. Spread this mixture on top of apples and bake in a moderate oven for 1½ hours. Turn out on plate and serve with cream.

GOLDEN APPLE PUDDING

Peel and core the necessary number of medium sized apples. Make a pastry, roll out thin, and cut pieces large enough to entirely cover each apple.

Into a piedish put 3 tablespoons of golden syrup and 1 cup of boiling water. Place covered apples in this syrup and bake in oven. Baste the apples with the syrup 2 or 3 times while they are baking. They will have a lovely golden colour when cooked. 🍏

IMPORTANT INTERNET BANKING

Our Direct banking number is 020816-0376043-000

PLEASE when paying monies to SeniorNet Mac, include as reference either your Name or Discount Card number.

We are receiving credits from time to time from unknown members.

We have no way of telling who they are from.


Your discount card has a unique number and should begin with the figure 4

Margaret Harvey
SeniorNet Mac Treasurer

Disclaimer

Every effort has been made to ensure that no known copyright issues have been breached and that appropriate acknowledgements have been made, with regard to all articles and advice given in this publication.

No liability is accepted for any errors or omissions or inadvertent disclosure not meant for publication. Any opinions expressed may not necessarily reflect the views of the Editor or SeniorNet Mac Inc. who, likewise, neither endorse nor accept responsibility for products or services of any advertisers or for opinions expressed within the *Infoletter*.



1 *Tip from Pam Doughty*

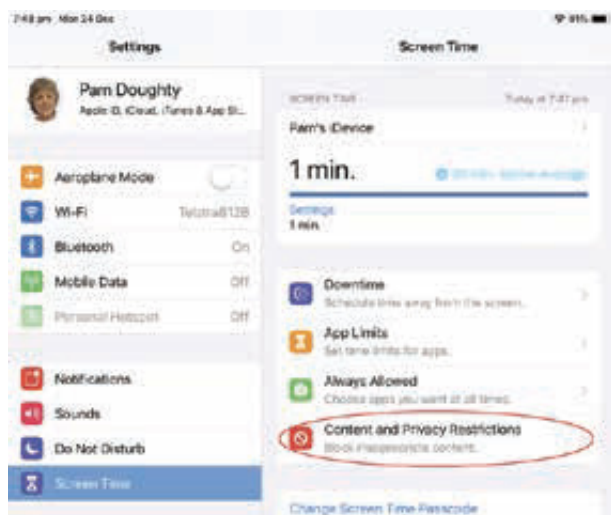
courtesy AUOSM News, 2019

Hide Safari on your iPad — iOS 12

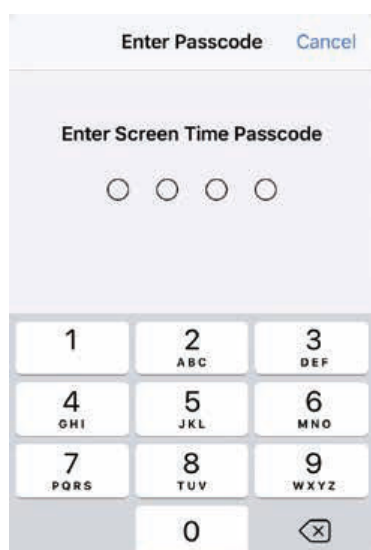
I have been told that one of the latest trends amongst youngsters is watching kids playing with toys on YouTube. Their parents tell me that children are easily able to find these if they are 4-years-old or even younger. I was also told that the same children can easily slide Wi Fi to ON — turning off WiFi did not stop them for long and it was inconvenient for other family members to turn off the modem. This was followed by the lament "If only I could delete Safari!".

I suggested that hiding Safari is probably going to stop the youngsters accessing the Internet for a few more years — assuming they do not know the Passcode.

The steps needed are to access Settings > Screen Time >Content and Privacy Restrictions



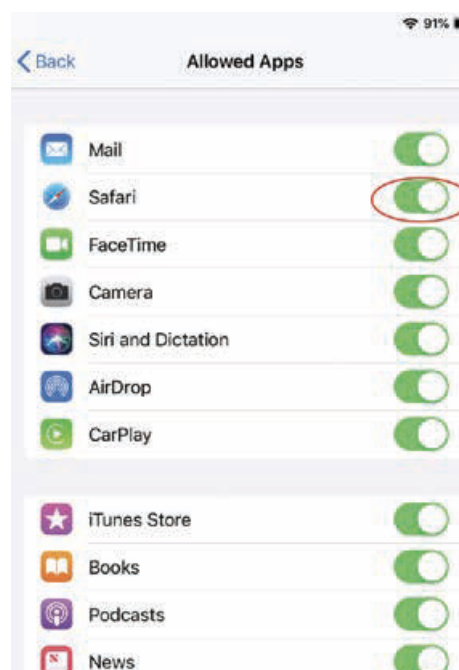
To access this area you need to enter your passcode.



The easiest step from here is to tap Allow Apps.



Slide Safari to OFF



The Safari app will no longer be visible on the iPad.

BONUS TIP:

If you cannot locate one of the apps you expect to find on your iPad it is worth following the steps above to see if it has been 'hidden'.

NOTE: With Safari 'hidden' on your iPad you may no longer be able to locate any URLs Airdropped to you. 



Need to know more about your special interest?

Join

a

IG

(INTEREST GROUP)

Meet and share with other members who have the same or similar interest in your chosen topic

Each Session is a BYO Social group of members getting together to Encourage Discussion, Learn more related Info, HOW2 use related skills and Share ideas

Location/s: Generally hosted in private homes with numbers only limited by venue size

Duration: 1 - 2 hours

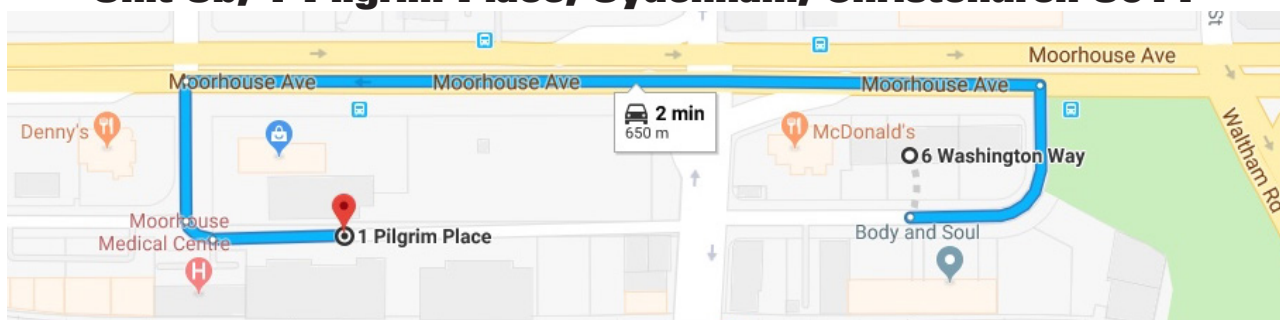
Cost: \$5.00 (payable on entry)

Time: Dates, Time and Contact details 4 Interest Groups will be posted in coming Infoletters

 **serviceplus** Christchurch Branch

As of 1st February 2019, Service Plus Christchurch Branch will be operating from:


Unit 3b, 1 Pilgrim Place, Sydenham, Christchurch 8011





*Marian Falls, Hollyford Valley, Fiordland
The Marian Falls are up an easily accessed track,
towards Lake Marian. 2.4km return, 20 minutes
return.*

ISO 100 35mm f8 1/10sec tripod Sony a7rIII



New Brighton Pier, Sunrise 19 August '18.

ISO 400 98mm f22 1/200 sec tripod Sony a7rIII

photos courtesy Jillian Wilson

SeniorNet Mac

2018 Photographic Competition



Portrait



Jan Tedesco

Alex

Landscape



Brian Smith

gbuk valley, Tibet



continued on page 8

SeniorNet Mac 2018 Photographic Competition

Street Scene



Shirley Schmidli

Christchurch Art Gallery



The Third placings will appear in the April/May Infoletter.

Apple Users Group–Christmas Meeting, 2018

Then there were five, but where were you?


We had a great time at the Xmas end of year meeting held at the rooms on the last Wednesday of the month. The meeting was punctuated with repartee, learned advice, more than sufficient food and technical info. As is now customary, “The Guess the Ingredients” of the cake baked by Peter Fitchett, was the highlight of the evening. Those assembled failed to observe the blatant clues before them, even suggesting such combinations of banana along with a wide variation of nuts. Clues ranged from the colour of the icing (green), the sculpted depression on the top (we thought that the cake had sunk in the middle instead of being customised) being hollowed out. The green was also overlooked as was the stork. In essence we needed more members attending the meeting to make use of the abundance of clues that were on offer. The taste test resulted in the texture being similar to carrot cake but the flavour being fuller and richer. 🍏



“The Apple Cake” On the left (out of shot) Barry Clark, Eion McIntosh, Chris Wright, the right hand of Peter Fitchett and unreliably photographed by Brian Henderson.



**Need to brush up on your knowledge?
Watch out for these sessions**



Topics vary, but generally cover ALL Apple devices

**Each Session is a BYO Social group of members getting together
to Encourage Discussion, Catch-up on related Info,
use HOW2 skills and Share ideas**

Location/s: Upstairs / Downstairs @41 Essex Street or hosted in
private homes with numbers only limited by venue size
Duration: 1 - 2 hours
Cost: \$5.00 (payable on entry)
Time: Dates and Time may vary so watch out 4 Catch
Sessions in coming Infoletters

Guest Speaker



26 February 2019

Brian Bowkett

**Driver licensing and my experiences as a
testing officer.**

Brian has been a Tester for NZTA for 13years.
The presentation consists of the test itself, how it is
conducted and some of the pitfalls, questions and answers.
Some of us Seniors will need to re-sit our driving test
sooner or later, so this talk will be very beneficial. 🍏

SeniorNet Mac Social & Luncheon

29 January 2019

Jillian Wilson




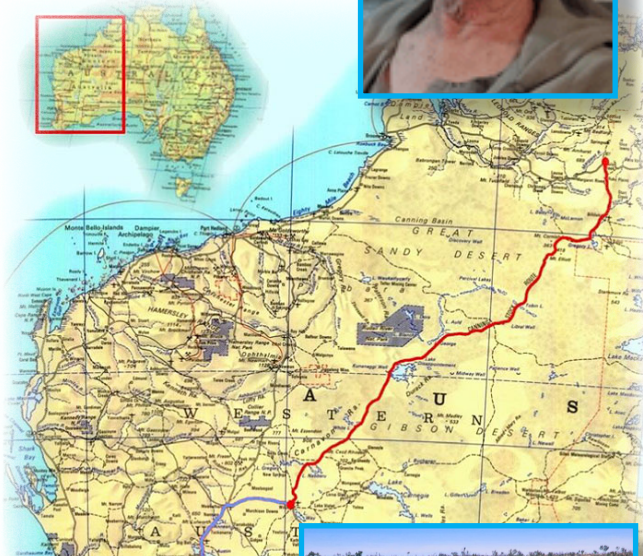


Canning Stock Route experience in Australia


A cloudy sky and a light breeze, gave a slightly cooler, more comfortable day for our first social meeting of the year. Around forty members including some new folk sat down to chat and enjoy a hearty meal before adjourning to the hall for a New Year welcome from our President and a brief business session. Jillian Wilson then gave us a screen show and a captivating talk on her latest Australian desert trip.

Jillian set out last June, this time with the Diamantina Touring Company in a group of 6 trucks, 24 people, and a "tag-a-long vehicle" to travel 1800kms or more on a 3 week round trip from Alice Springs along the very remote Canning Stock Route in the Great Sandy Desert, an arid wasteland in North Western Australia. It is one of the toughest and most remote tracks in the world. From Alice Springs it passes through the Tanami Desert, and the Simpson Desert. Jillian told us a little of the history of the route. Gold was first found in Wiluna in 1896 and in 1906 a stock route was completed to drive stock in to provide food for gold diggers. To water the cattle along the way 52 wells were dug out around 25km apart. In the Northern Territory the route passes through land owned by the Aboriginal Warlpiri people (where photography is forbidden) & in Western Australia it passes through pastoral land where cattle stations were established.

Jillian told us that private vehicles/groups, must have a permit to use the Canning Stock Route. On the long unsealed rough, very uneven, up & down, often deeply trenched red soil dust road they met a lot of commercial "road trains" and passed many broken down wrecked old vehicles left on the wayside. There are also many feral cats in the desert! However, the sheer remoteness, the wildness, the desert plants & trees made it a beautiful scenic trip. Great heat during the day, extra cold at night. Jillian's photography showing the contrast between a rich variety of bird & animal life, insects, Aboriginal paintings inside caves, evening light over Lake Disappointment and wrecks, waste, sheer desert "nothingness" left us all spellbound. 🍏



Guest Speaker




26 March 2019


Knuts about Knitting Knots

Elizabeth Chesney has been interested in mathematical puzzles all her life and has endeavoured to pass on her enthusiasm for the subject to anyone willing to listen, learn and 'give it a go'. She is currently doing a maths degree at Canterbury University and one summer she did a research project that linked mathematics with crafts by knitting and studying knots. This talk is the result of that research.

Knots have been used for thousands of years, with the earliest examples found dating back to prehistoric times. Besides their obvious function of tying objects together, they have been used for everything from recording information, to decoration and spiritual symbolism. Mathematicians are interested in knots for other reasons and study properties of knots related to their geometry in an area of mathematics known as knot theory. In this talk we'll reveal some of the beauty and complexity of this subject using some simple knitted knots. We'll see that while knitting is not knotting, we can certainly knit our way into knot theory!



Profile



William and Charlotte Brouwer

William was born in 1931 in the city of Hen Haug (known in English as the Haajun), in Holland a country of 17 million people. At the age of 8 years he and his family faced the Nazi invasion of their country. It took only three days for the Germans to take complete control of the country. All the eligible men were either conscripted for the German war effort, worked for the Germans or were jailed. It was worse for the jews and gypsies - they were sent away in trains never to be seen again.

Life was tough during the War: No power, water, heating or food. Cats and dogs were a choice meat if you could find them. His parents like many other parents relied on the children especially the boys to seek and find any scraps they could find to help the family survive. It is hard to imagine groups of boys fighting over one large potato that fell off a truck. Their family accommodation was on the top storey of a three story block. From 1943 onwards they

started to strip all unnecessary wood off the house for fuel to keep warm. The Germans at the same time were stripping copper and lead from all the buildings in Holland for the Nazi war effort.

After the war, William worked in the fur industry and spent 15 years attending a furrier school where he graduated as a Master Furrier. He specialised in mink furs.

During the Muldoon era, there was heavy unemployment in Holland and it was in 1978 when William made up his mind to marry Charlotte, his sweet heart who was about to immigrate to New Zealand. There was tremendous incentive to do so. Canada, Australia, New Zealand were granting Free passage to their countries for families. Also 200 Guilders per family to do so. William actually married Charlotte on the day before their departure to New Zealand, so it is fair to say, the Voyage to New Zealand was their Honeymoon.

After arriving in New Zealand, they both were trading through the markets.

In 1990 they bought a steep section in the suburb of Mount Pleasant, Christchurch and William built his own wooden three storey house. It is built of solid timber and has beautiful views of the Pacific Ocean looking over South Brighton.

William and Charlotte have been Senior Mac members since 2014 🍏

Courses & Workshops

Current Tuition Fees

4 Week Courses: \$40 Prepaid	Workshops: \$20
2 Week Courses: \$25 Prepaid	One on One 1Hour: \$20
	Catch Session. \$5

All courses must be prepaid before the course starts. Held at the SeniorNet rooms.

MARCH

COURSE DESCRIPTION

iPad / iPhone Basic.	Basic Operations for iPad user only
Mac Basic 2.	Using important apps, there setup/customisation.
iPad / iPhone Apps.	How to use the key Apple Apps provided

COURSES		START.	END		
iPad/iPhone Basic	2 Weeks	5th March	12th March	Tuesday	10-12 noon
Mac Basics 2	2 Weeks	7th March	14th March	Thursday	10-12 noon
iPad/iPhone apps	2 Weeks	18th March	25th March	Monday	2 - 4 pm

WORKSHOPS		
Skype/FaceTime	11th March	2pm - 4pm
iPad/iPhone introduction	19th March	10 - 12 noon



CATCH SESSION DESCRIPTION

Before buying iPad/iPhone	Ideas before buying
Contacts Mac/iPad	Using contacts to make life easier and more secure

CATCH SESSION			
Before buying iPad/iPhone	4th March	Monday	2 - 4 pm
Before buying iPad/iPhone	20th March	Wednesday	2 - 4 pm
Contacts Mac/iPad	12th March	Tuesday	2 - 4 pm
Researching family history	28th March	Thursday	10 - 12 noon

Courses & Workshops

APRIL

COURSE DESCRIPTION

Mac Basic 1.	Introduction to Mac Finder, Dock,& running key applications
iPad/iPhone Basic.	Basic Operations for iPad /iPhone user only
iPad/iPhone App.	Operations for iPad /iPhone user only

COURSES		START.	END		
iPad/ iPhone Basics	2 weeks	3rd April	10th April	Wednesday	2 - 4 pm
Mac Basics 1	2 weeks	11th April	18th April	Thursday	10 - 12 am
iPad/iPhone apps	2 weeks	23rd April	30th April	Tuesday	10 - 12 am

WORKSHOP DESCRIPTION

iCloud basics	What is iCloud and what can it do for you
iPhone & Apple Watch	iPhone & apple Watch & Siri as your minder.

WORKSHOPS			
iCloud basics	9th April	Tuesday	10 - 12 noon
Contacts setup & emails	9th April	Tuesday	2 - 4 pm
iPhone & Apple Watch	30th April	Tuesday	2 - 4 pm



CATCH SESSION DESCRIPTION

What should Seniornet do?	Come and share your ideas
---------------------------	---------------------------

CATCH SESSIONS

What should Seniornet do?	Wednesday	10 - 12 noon
---------------------------	-----------	--------------

All of the above **Courses, Workshops contact :**

Barbara Robinson Ph: 365-1979 or email: seniornetmacinc@gmail.com

Members with iPad and iPhones must have taken an iPad/iPhone introductory workshop before being allowed to take any other course or workshop relative to their device.



Brian the Pirate's Tip

SECURITY —

Online Data and YOU

The following notes have been blatantly copied from a slide presentation on 24th June 2015 by Grant Sidaway, CEO of the Federation of SeniorNet Society of New Zealand.

The Main Players

- Advertisers
- Publishers
- Aggregators
- Two Instigators
 - Your IP address—how you are able to communicate
 - 49.224.120.95
 - Find your IP address - <http://whatsmyipaddress.com/>
 - Cookies
 - Small pieces of data sent from a website and stored in a user's web browser
 - They can't carry viruses or install malware
 - Tracking cookies compile records of browsing histories

What happens when we die?

- 29,500 people die in NZ each year
- As at 2012; 30 million Facebook users had already died
- Executors dispose of assets by way of a Will
- No rules around digital property
- Does your Will state what you want done with digital property?
- Currently flout the law - give username and passwords co-executors?
- "The right to be forgotten" to have information removed
- Do you own it or do the internet platforms? - Google, Facebook etc

Can I remove information about me?

- Check yourself out - search your name in Google <https://www.google.com/settings/dashboard>
- Removing yourself from Google
 - fill out the form that Google provides here <https://support.google.com/wesearch/answer/2744324>

- Remember if the offensive information is on a website that is not Google. It may still be available on a source website
- Delete obsolete accounts
- Check privacy settings on account
- Ask Webmasters to remove information about you

Your Facebook Account - after you die

Memorialized Accounts

- A place for friends and family to gather and share memories after a person has passed away. **Memorialized Accounts** have the following features:
 - The word remembering will be shown next to the person's name on their profile.
 - Depending on the privacy settings of the account, friends can share memories on the **Memorialized Timeline**
 - Content the person shared (ex: photos, posts) stays on Facebook and is visible to the audience it was shared with
 - **Memorialized profiles** don't appear in public spaces such as in suggestions for **People You May Know**, ads or birthday reminders
 - No one can log into a **memorialised account**
 - **Memorialized accounts** don't have a legacy contact can't be changed

Request to remove account

- Family members can ask to remove their loved one's account from Facebook. You must send a request form.
- Your request must include one of the following:
 - Death Certificate
 - Court document confirming power of attorney
 - Birth Certificate
 - Last will and testament


Deactivate

- Deactivate
- Flexibility to leave and come back whenever you want
- The following will occur:
 - People won't be able to see the information on your Timeline on Facebook.
 - People on Facebook will not be able to search for you.
 - Some information, like messages will be saved (ex: friends, photos, interests), just in case you want to come back to Facebook at some point. 🍏



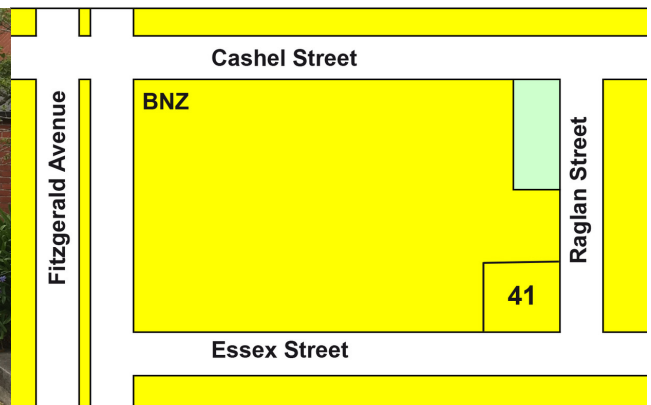
1998

- Huge Mobile
- Slim Body



2019

- Huge Body
- Slim Mobile



SeniorNet Mac Inc. Rooms and Learning Centre
41 Essex Street, Christchurch