



infoletter



Official Newsletter of SeniorNet Mac Inc.

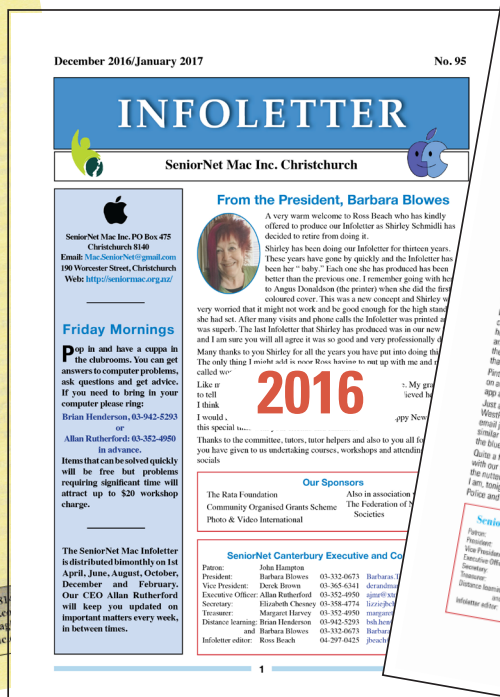

No 100: October/November 2017



INFOLETTER		
SeniorNet Mac Inc. PO Box 475 Christchurch 8140 Phone: 365-2003 Email: SeniorNet_Mac@xtra.co.nz	February 2003	Learning Centre The Creamer Centre on Montreal & Armagh Streets Christchurch 8001
SeniorNet Mac Committee		
Chairman:	Russell Henwood Ph (03) 319-6120	Email: russell.henwood@clear.net.nz
Secretary:	Kathy Whittaker Ph 358-4837	Email: kathy@netaccess.co.nz
Treasurer:	Gerry Constable Ph 332-1212	Email: gcon@xtra.co.nz
Membership Course Co-ordinator:	Tom Mitchell Ph 338-9857	Email: Ltmitchell@snapnet.co.nz
Newsletter / Social:	Austin Hadler Ph 348-5583	Email: wal@netaccess.co.nz
Technical:		r@xtra.co.nz
Promotion:		woods@ihug.co.nz
Volunteers:		Barbara@treasures@xtra.co.nz
Distance Learning:	Brian Henderson Ph 942-5293	Email: bsh.hen@paradise.net.nz
SeniorNet Mac Helpers		
Tutor Co-ordinator:	Ian Hoskin Ph 383-3346	Email: ihoskin@xtra.co.nz
Workshop Organiser:	David Eddy Ph 03 359 7443	Email: deddy@paradise.net.nz
Web Master:	Mike Holliday Ph 383-1808	Email: holliday@ihug.co.nz



100 Infoletters



From the President

— Barbara Blowes

I would just like to thank everyone who helped us to shift into our new rooms. It was a big task to undertake but what super rooms we now have. I don't have lots of keys to undo doors and an alarm to dis-arm hoping that I have keyed it out right.

Our new rooms are lovely, light and best of all warm. I have enjoyed taking classes there especially as the projector has been put on the ceiling and I don't have to fiddle with it to get my iPad to work.

I have just updated to iOS 11 and High Sierra on the computer and imagine my surprise when I opened my computer and my watch made a funny clicking sound and I thought oh what's wrong here but my great Apple watch had opened my computer, no password and a notice came up on my watch to tell me it had opened my computer. I think this is so clever but what next?

Next month is our Christmas social, this year has gone by so fast and my friends all say the same thing.

I am waiting to see what the new iPhones look like before I decide whether to give up my fags and booze next year!!

I do hope you all have a wonderful Christmas with your families and friends and looking forward to maybe new goodies to learn with next year. 🍏



SeniorNet Mac, Christchurch Executive and Committee

Patron:	John Hampton		
President:	Barbara Blowes	03-332-0673	Barbaras.Treasures@xtra.co.nz
Vice President:	Derek Brown	03-365-6341	derandmar@xtra.co.nz
Executive Officer:	Allan Rutherford	03-352-4950	ajmr@xtra.co.nz
Secretary:	Elizabeth Chesney	03-358-4774	lizziejbchesney@icloud.com
Treasurer:	Margaret Harvey	03-352-4950	margaret.harvey@xtra.co.nz
Distance learning:	Brian Henderson	03-942-5293	bshhen22@gmail.com
and	Barbara Blowes	03-332-0673	Barbaras.Treasures@xtra.co.nz
Infoletter Editor:	Ross Beach	04-297-0425	jbeach@netaccess.co.nz

Season' Greetings

The SeniorNet Mac Executive and Members of the Committee wish you all a very Happy and Safe Holiday Season and Best Wishes for 2018.



SeniorNet Mac Inc. PO Box 475
Christchurch 8140
Email: Mac.SeniorNet@gmail.com
41 Essex Street, Christchurch
Web: <http://seniormac.org.nz/>

Friday Mornings

Pop in and have a cuppa in the clubrooms. You can get answers to computer problems, ask questions and get advice. If you need to bring in your computer please ring:

Brian Henderson, 03-942-5293 or


Allan Rutherford: 03-352-4950 in advance.

Items that can be solved quickly will be free but problems requiring significant time will attract up to \$20 workshop charge.

The SeniorNet Mac Infoletter is distributed bimonthly on 10th April, June, August, October, December and February. Our CEO Allan Rutherford will keep you updated on important matters every week, in between times.



Contents

	Page
One Hundred Infoletters	Cover
From the President, Barbara Blowes	2
Friday Morning	2
SeniorNet Mac Executive and Committee	2
Season's Greetings	2
Editorial	3
Our Sponsors	3
Deadline for Infoletter	3
Welcome to New Members	3
Apple User Group	4
Raffle Winners	4
Wanted—Advertisers	4
100 years vs. 2 minutes	4
Disclaimer	4
Cookin' with 	4
Age Concern Expo 2017	5
Committee Reports	5
Tech Tips—New Shapes in iWork No Show Websites and YouTube video down loading	6 & 7
41 Essex Street...Our New Rooms	8
Courses & Workshops—November	9
Social & Luncheons— August, September, October	10 & 11
Guest Speakers—Christmas Social, November	11
Profile— <i>Grace Adams</i>	12
A Time to Laugh	12
Brian the Pirate's Tips— <i>Tip #1, Tip #2, Tip#3</i>	13,14 & 15
"Those were the Days"	15
Location Map	13


Editorial



Hi there.

The end of this month is fast approaching, Christmas is not far away, thank goodness all the hoo-hah from the Election Results are over! This will probably be the last Infoletter I will be producing on my old iMac. I have recently purchased a new iMac as the browsers on my

old computer were out of date and could not be upgraded. I'm finding Mail a wee bit weird on the new computer, but will probably get use to it in time. I would like to thank all the contributors who have supplied me with copy for each Infoletter, they have made my job a lot easier.

It would draw your attention to the Disclaimer on page 3 which appears in each Infoletter. 

Our Sponsors

The Rata Foundation

Community Organised Grants Scheme

Photo & Video International

Also in association with:

The Federation of NZ SeniorNet Societies

Deadline for December/January Infoletter

DECEMBER 8th, 2017

Please have your copy for the next Infoletter to me by the above date.

Copy can be either typed straight into an email, as a Word file or as Rich Text Format.

Digital images need to be at least 220dpi or higher (72dpi will not reproduce well)

Please no hard returns except at the end of a paragraph.

Welcome to New Members



Gae Alderson, Lester Alderson, Roy Beer, Jill Bond, Anne Brown, Sharon Bull, Arnold Calje, Carmen Gimpi, Elizabeth Power, John Rowe



APPLE USER GROUP

Applebyte

is the monthly magazine of Canterbury Apple Users

a subgroup of Christchurch SeniorNet Mac Inc and is available as a PDF file, which is FREE to download from the website: www.appleusers.co.nz The free HELP email list is open to all Mac users who wish to give or receive assistance. See the website under 'email list' for instructions on how to subscribe or unsubscribe to this service.

AUG meets on the last Wednesday of each month at SeniorNet Mac Rooms, 41 Essex Street, Christchurch.

A heated room with all conveniences, tea/coffee and bikkies.

FREE to SNM members. General public \$4.00

RAFFLE WINNERS

SEPTEMBER

Barbara Tonkin
Barbara Franklin
Lorelie Kennedy
Derek Brown

OCTOBER

Mary Nicholson
Dennis Long
Grace Adams

100 years vs. 2 minutes

I found this in an email sent to me by Macphun. If you are having difficulty organising, storing or even trying to decide if you should keep or delete some of your photographs the following will explain why! "Every two minutes, we take more pictures than the whole of humanity in the 1800s." If you are interested in a variety of information about photography have a look at:

<https://macphun.com/blog>

courtesy—Pam Doughty AUSOM News, 10/2017

Cookin' with



Apple Betty

4 cooking Apples, peeled, sliced & Cored.

3/4 cup sugar

1 beaten egg

1 tablespoon melted butter

1/2 cup sifted flour

1 teaspoon baking powder

Mix all together & turn into a greased dish. Cook in a moderate oven for 40 minutes. 🍏

You are invited to submit apple recipes for inclusion in future Infoletters.—*Editor*

WANTED

Advertisers

- Web Advertising on our Web Site
- Infoletter Advertising
- Our Annual "Help" Booklet advertising

Reasonable Rates: For prices contact the
CEO Allan Rutherford

Computer Problems? NO PROBLEM! Use this manual data entry device.

P.E.N.C.I.L.

Personal Emergency Non-Computerized Information Lifesaver



↑ ENTER

Courtesy Otago SeniorNet

DELETE ↑

Disclaimer

Every effort has been made to ensure that no known copyright issues have been breached and that appropriate acknowledgements have been made, with regard to all articles and advice given in this publication.

No liability is accepted for any errors or omissions or inadvertent disclosure not meant for publication. Any opinions expressed may not necessarily reflect the views of the Editor or SeniorNet Mac Inc. who, likewise, neither endorse nor accept responsibility for products or services of any advertisers or for opinions expressed within the *Infoletter*.

Age Concern Expo 2017

On Monday the 2nd of October the annual Age Concern Expo was held at the Papanui High School in Christchurch. It has a large percentage of support from non profit societies in the local community showing how they can support the elderly. Our SeniorNet Mac

group as well as Canterbury SeniorNet had presentation booths at this Expo. There were several thousand visitors and we believe we will gain new members from it.

See photo of our booth below. 🍏



Committee Reports

- At a recent committee meeting it was decided to hold two meetings at our new rooms in Essex Street for all our volunteer helpers so that we can inform them of all the features and security. Volunteers only need to attend one of the following dates.
Friday 2pm on the 20th of October or
Tuesday 2pm on the 7th of November
Anyone wishing to volunteer for any purpose, should attend one of these meetings. Reply to the CEO if attending. 🍏

- It was also decided that the Christmas Social will be held on Tuesday 28th of November, not the first Tuesday in the month. This is our next social and the last social of 2017. Bookings and payments must be made to the Treasurer prior to the event. Cost is the same as last year at \$32 per person. This is an all day event with the program starting at 11am. More details will be posted to members. 🍏

New Shapes available in iWork, using Pages Numbers or Keynote

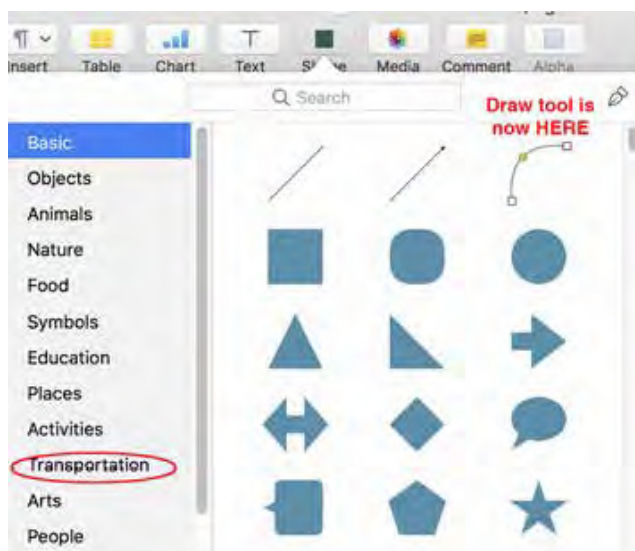
courtesy—Pam Doughty, AUSOM News, October 2017

The new shapes described here are available in the updated apps for the Mac, iPad, iPhone or iCloud.com To follow along I suggest you commence with a blank document in Pages although you could use Numbers or Keynote. The screenshots have been taken from Pages on a Mac. Not all the new features are available on the iPad and iCloud versions of Pages.


Select the Shape icon on the Tools menu.

There is now a choice of many different shapes under various headings in the sidebar.

Earlier versions of Pages had only the Basic shapes available.



Select Transportation from the sidebar.



Add a Shape to your Document


Do this by clicking one of the shapes offered.



It is great to have all these shapes available and to be able to re-colour and re-size them however, you can also 'break them apart'.

Altering the Shape

To see what this means select the shape in your document and then Format > Shapes and Lines > Break Apart.



Once your shape has been 'broken apart' you can see the individual parts are 'selected'. By clicking away from the shape to deselect it you can click to select and delete, move or resize any of the parts.



It is possible to change the colour fill of individual parts of your shape for use within a document. However, the individual parts all must have the same fill if you want to save your new shape. (See My Shapes later in this article).

You might want to add something to your shape.

Below I added four filled rectangles.



Continued on next page

Tech Tips continued

Saving your New Shape

With all of the parts of your new shape selected you can choose

Format > Shapes and Lines > Unite Shapes

And then you can choose


Format > Shapes and Lines > Save to My Shapes

My Shapes is another feature that has been added to the iWork apps for the Mac.

NOTE:

- My Shapes can be found under the Shape icon.
- Grouped shapes cannot be saved to My Shapes you need to use Unite Shapes; Intersect Shapes; Subtract Shapes or Exclude Shapes.




- If different colour fills are applied to parts of the shape using "Unite Shapes" or similar will give each part the same fill and the resulting shape can then be saved to My Shapes. 

NO-SHOW WEBSITES

Why won't some websites show up on my Mac, when they display without any problem on my iPad and/or iPhone?

Presumably you're using Safari, Apple's default web browser on your Mac. Not all websites are optimised for all browsers, and some in particular don't work well on Safari. There are several things you can do:

- Quit and relaunch Safari - this can sometimes solve minor problems.
- Check your Safari extensions - there may be a conflict.
- Update Safari, and consider updating your System software also, to take advantage of bug fixes.
- Use an alternative browser, such as Google Chrome. 



*courtesy—Sheryl Roberts,
Aoraki Mac Users Group*

YOUTUBE VIDEO DOWNLOADING

In the past watching online video content could be quite expensive due to data restrictions, but the advent of both streaming and connection plans which allow for much greater (or unlimited) quantity of data have made it much cheaper to view online from sites such as YouTube and Vimeo.


However, you may still want to download movies on to your Mac. Some apps applications and browsers (such as Firefox) enabled you to do this, but unfortunately there have been some issues with both these apps and browsers when used with recent versions of Mac OS. Here are updated applications you can use:

MacX YouTube Downloader

Although entitled 'YouTube', this application works with other sites such as Vimeo, Facebook, Vevo, etc., and supports a variety of resolutions and formats.

Very easy to use, and it's free!

MovieSherlock

A fully-featured download application which works well, although it costs \$NZ63.00. The free trial version allows you to download up to four videos. Thank you Tony and Hugh for describing these applications. 

*courtesy—Tony Climo and Hugh Hunter
Aoraki Mac Users Group*



Copyright 2002 by Randy Glasbergen.
www.glasbergen.com



"MY COMPUTER IS SO SLOW, IT TAKES TWO HOURS
TO DOWNLOAD THE ELECTRICITY TO TURN IT ON!"

41 Essex Street ...Our New Rooms



Courses & Workshops

November 2017

4 Week Courses: \$40

3 Week Courses: \$30

2 Week Courses: \$20

		Starts	Ends		
Photo for Mac	4 Weeks	1st November	22nd November	Wednesday	10am - Noon
Internet for Mac	2 Weeks	1st November	8th November	Wednesday	2pm - 4pm
Number for iPad	4 Weeks	6th November	27th November	Monday	10am - Noon
iPad Basics	4 Weeks	9th November	30th November	Thursday	10am - Noon
Mac Basics	4 Weeks	9th November	30th November	Thursday	2 pm - 4 pm
Notes for iPad / iPhone	2 weeks	15th November	22nd November	Wednesday	2 pm - 4 pm

Workshops, Discussion Groups: \$10 payable on the day. These are held at the SeniorNet rooms.

Advanced iPad	Tuesday 14th November	11am - 2pm
iPad Introduction	Tuesday 14th November	2pm - 4 pm
December		
Skype and FaceTime	5th December	10am - Noon

All of the above Courses and Workshops must contact: Allan Rutherford Ph 3524950 or email: ajmr@xtra.co.nz Members with iPhones or iPads must have taken an iPhone or iPad introduction workshop before undertaking a course relative to their device.

Courses we won't be offering

E 177 It wasn't me!!—(A guide to blame)

E 189 'I'm sick'—(How to call with a croaky voice)

E 186 Cover my back—(How to Drag friends in on Your mistakes)

E 193 It's not my job— (An introduction on how to get others to do your work)

—courtesy SeniorNet Motueka

SeniorNet Mac Social & Luncheons

Wednesday
August 2nd
and
Tuesday
September 5th



AUGUST 2nd

Di LUCAS has worked around New Zealand on Urban and Rural planning and projects for more than 40 years. She has recently resigned as chair of the Nature Heritage Fund (1990- 2017). During this time she has worked extensively with communities and iwi towards sustaining and enhancing 750 sites and all sorts of

eco systems on both on land and in marine settings.

She is a member of the Christchurch Urban Design Panel. She believes landscape is an amalgam of culture, nature and relationship of place. Di is a sought after government advisor with a deep knowledge of the land and what lies beneath it. She seeks knowledge from the past and uses it to inform others.

In Christchurch she knows about the intricate river and stream profiles and has worked on the urban design panel eg housing for the East frame, a peer reviewer for the Avon corridor and is on the reference group for the new plan for Cathedral Square.

Di urged us to make comments and state opinions as they do influence bodies who are making decisions. The Cathedral Square proposal is open for discussion now.

She is aware of the need for digital knowledge to be established as much of what scientists like her know, could be lost.

Di Lucas is an amazingly busy woman with a life time of extensive scientific knowledge and experience gained from actively working in a wide range of NZ environments. 🍏



New Zealand
POLICE
Ngā Pirihimana o Aotearoa

SEPTEMBER 5th

"All things come to those who wait." Our September Social meeting saw us back to a Tuesday, albeit the 1st Tuesday of the month. Allan announced another great achievement—new meeting rooms at 41 Essex Street which he showed us on the screen.

Mary Nicholson introduced our speaker—Senior Sergeant

Ash Tabb, District Deployment Manager for the Canterbury District Police Force. Second in command of the 900 men and women police in Canterbury.

Senior Sergeant Tabb said that few people are aware of what police really do these days. Police work is no longer simply "catch & punish". It is now based primarily on prevention. What is causing the crime? The aim is to stop reoffending. The police are trained to first find out the "Why" and to work with those involved in criminal activities in an effort to turn their lives around. Is the crime the result of a mental problem, or illness? Is it drug or alcohol related? Is there a family background, homelessness, a lack of money to feed a family etc.? The "Integrated Service Response" says that 30% of its work involves family violence with several thousand calls reported on 111 per day.

Our population and our tourists need to feel safe and to be safe. Often those with large investments are targeted by "criminals". Apprehending, then providing help and understanding, can help prevent reoffending. Cameras, are set up in shops and on streets for identification purposes.

Another important role of the police is Civil Defense Emergency. The Port Hills fires are an example of this. The Fire Service at the time consisted of the Suburban Service, and the Rural Service. Their notification procedure resulted in delays. It has now been updated. Fortunately the Civil Defense Emergency enabled police to evacuate, reassure, and to stop journalists from going beyond a safe boundary. The NZ Military Defense Force was called in to help. As fire generates its own weather patterns residents had to be evacuated fast. The first fire was not deliberate but the second outburst was. Senior Sergeant Tabb praised both the social media eg FaceBook—whereby the fire was reported within 15 minutes, and the great work done by helicopters.

The Earthquake was another situation involving Police & the Military. The first help came from the public and the police then later Urban Search & Rescue, and the Student Army.

Police work includes search and rescue. They work a lot of night shifts and go overseas for experience. Canterbury is also strong on Counter Terrorism.

This was an interesting and informative session that ended with Senior Sergeant Ash Tabb answering questions and showing us the surprising amount of unobtrusive equipment that is part of his uniform. 🍏

"Today even kids have iPhones. When I was a kid, I felt cool with my new pencils."
—Anonymous

SeniorNet Mac Social & Luncheon

Tuesday
October 3rd

On Tuesday, 3rd. of October we were presented with an interesting insight into the life of Avrill Cullen and her late husband Max, in their quest for information into the life and activity of Bats. Avrill asked the members how they felt about Bats and some were obviously unhappy about them. She pointed out that most Bats, including the New Zealand ones, are insect eaters, while some are fruit eaters and the so called Vampire Bat only attacks animals with the tiniest prick! We were told that there are two types of Bats, known scientifically as from the *Chiroptera* family, native and living in New Zealand. They are designated as Short-tailed and Long-tailed and are the only Native Mammals in the Country. Bats live in dark places such as under bridges, in holes in the trunks of trees and in clefts, etc. in cliffs. The New Zealand Bats feed at night on insects which they catch on trees and plants or in the air as they glide on their spread wings. Bats are the only mammals capable of sustained flight. Adult Bats are only approximately 8cms. long and will weigh between 10 and 22 grams while the babies weigh only 6 grams and growing. The wings are up to 15 cms. long and have boney ribs.

Avrill and her late husband travelled to many areas in New Zealand, Fiordland, the Cliffs near Fairlie, Murchison and Reefton in the South Island, being the areas with the largest populations. They also cycled through Italy, where they found the largest numbers of Bats, France and England

and visited Greece and the U.S.A. to study the colonies in these places. Avrill told us of a town in America with a resident population of 35,000 while under a bridge there was a colony of 750,000 Mexican Bats. It was thought that the Bats should be eliminated but, after an outcry, the Bats were protected and have since become a huge Tourist Attraction! The Cullens also went to Australia to investigate the Bat populations where there are 49 different types.

Avrill and Max joined other people spending time at the Knobs Flat Research Station in Fiordland where they used special monitors to listen for Bat calls and flight noises. They also used Harp Traps which consist of fine strings that cause the Bats to flip side on and then drop harmlessly to the bottom of the trap where they can be seen through the clear plastic front. Time is then spent measuring and weighing for comparison. Nest boxes have also been placed in trees and watchers lie on the ground to observe and count the Bats.

Short-tailed Bats are fairly calm when being handled and do not bite but the Long-tailed will bite necessitating the wearing of gloves.

Avrill has spent many years in pursuit of her passion for studying Bats and was thanked for her presentation and the photographs that were shown of areas of interest and the equipment used. 🍏

Guest Speakers for November 28th



Christmas Social



Morning speaker: To be Confirmed

Malcolm Westgarth "Santa Claus Workshop"

40 years ago 3 carpenters who had retired, decided to do something for the Community.

They advertised for Toys to Repair and Paint. After a time they had repaired so many toys that they decided to make their own models from new.

The Santa Claus Workshop was born. In the past 40 years there are stories that may not have reached the Public.

Come and hear some of these and what the Toymakers are doing in 2017."

Afternoon Speaker:

Mike Crean—Journalist, Author and Writer

"You Don't Have To Be mad To Write a Book—But It Helps"

I was born and raised in Hawarden, North Canterbury, trained as a teacher and taught both primary and second-



ary in Southland, Otago and Canterbury. In 1985 I switched to a job at the Christchurch Star, to develop and present its new project, Newspapers in Education. This was to promote the use of newspapers in schools as a tool in teaching/learning. This was discontinued after four years but I stayed on at the Star as a features writer. As the Star declined from a paid daily paper to a free weekly I jumped the fence to The Press, in 1993. After 21 most enjoyable years there I retired in 2015. My wife tells me I will not be adding to the total of four books that I have written. It is time to do things together, such as travel, she says. Our five children and seven grandchildren seem to agree. 🍏

Profile



My name is Grace Adams. I grew up in Hornby being the seventh of eight children. Being one of the younger ones I was always able to enjoy the protective indulgence of my older siblings.

On leaving school I worked firstly at Tucks grocery store in Colombo Street, later as a nurse aid at Nurse Maude convalescent home as it was known at that time.

In 1965 Joe and I moved to Otematata where we lived for five years. While there I started helping with cubs as two of Joe's sons attended.

In 1970, nearing the end of the Aviemore construction we moved to Alexandra. This we found a lovely spot to raise a family. During this time I worked in the kitchen at Ranui rest home. 1966 saw us shifting again to Oamaru where we spent the next 25 years.

During those years I managed the fish department at Woolworths then worked in the deli in New World. In 2002 we decided to return to Christchurch where I once again worked for Nurse Maude. During our time in Oamaru we joined the NZ Motor Caravan Association, making many friends and enjoying our lovely country. I spent nine years on the local Canterbury committee, five as their chairperson.

My first contact with Macintosh technology was in 1984 when Joe brought his first computer, and over the last five years have enjoyed the job as tutor convener here in Christchurch. 🍏



A TIME TO LAUGH



Funny Answering Machine Messages

"Hello, you are talking to an answering machine. I am capable of receiving messages. My owners do not need siding, windows, or a hot tub. Their carpets are always clean. They give to charity through their office and do not need any pictures taken. They believe the stock market is a random gamble.

"Hi. John's answering machine is broken. This is his refrigerator. Please speak slowly, and I'll stick your message to myself with one of these magnets.

"Hello, this is Sally's microwave. Her answering machine just eloped with her tape deck, so I'm stuck taking her calls. If you'd like anything cooked while you leave your message, just hold it up to the phone."

"Hi. This is Steve. If you are the phone company, I already sent the money. If you are my parents, please send money. If you are my bank loan officer, you didn't lend me enough money. If you are my friends, you owe me money. If you are female, don't worry, I have plenty of money."

"Hi. I am probably home. I'm just avoiding someone I don't like. Leave me a message, and if I don't call back, it's you."

"Hi. If you are a burglar, then we're probably at home cleaning our weapons right now and can't come to the phone. Otherwise, we probably aren't home and it's safe to leave us a message."

"Hello. This is not an answering machine this is a telepathic thought-recording device. After the tone, think about your name, your reason for calling, and a number where I can reach you, and I'll think about returning your call."

Far Out Answering Machine Messages

"I can't come to the phone right now because I'm down in the basement printing up a fresh new batch of twenty-dollar bills. If you need any money, or if you just want to check out my handiwork, please leave your name, number, and how much cash you need after the tone. If you're from the Department of the Treasury, please ignore this message."

"Thanks for calling Dial-A-Shrink. I can't come to the phone right now, so after the tone, please leave your name and number, then talk briefly about your childhood and tell me what comes to mind when you hear the following words: orange ... mother ... unicorn ... I'll get back to you with my diagnosis as soon as possible.

"After the tone, leave your name, number, and tell where you left the money. I'll get back to you as soon as it's safe for you to come out of hiding."

"The President is not in his office at this time. Please leave your name, phone number, the name of the country you wish to invade, and the secret password." 🍏



Brian the Pirate's Tips

Tip #1

HOW2 Access a Gmail Account in OS X Mail

If you use Gmail, set up OS X Mail to access Gmail quite easily and have both the accessibility of Gmail and the speed of OS X Mail.

To Access a Gmail Account in OS X Mail

To set up a Gmail account in OS X Mail with seamless access to OS X Mail folders:

- 1 Open **Mail** app and select **Mail** in the Menu bar in OS X Mail. From dropdown choose **Add Account**.
- 2 Select **Google** under **Choose a Mail account provider**....
- 3 Click **Continue**.
- 4 Type your *Gmail email address* over **Enter your email**.
- 5 Click **NEXT**.
- 6 Now enter your *Gmail password* over **Password**.
- 7 Click **NEXT**.
- 8 With *Gmail 2-step authentication enabled*:
(a) Enter the code received by SMS or generated in an authentication app over **Enter the 6 digit code**.
(b) Click **NEXT**.
- 9 Make sure **Mail** is checked under **Select the apps to use with this account**.
- 10 Click **Done**.

Access your Gmail Account in OS X Mail 7 Using IMAP

To set up a Gmail account in OS X Mail using IMAP—which provides seamless access to labels:

- 1 Make sure **IMAP** access is enabled in Gmail.
- 2 Open **Mail** app and select **Mail** in the Menu. From dropdown choose **Preferences**
- 3 Go to the **Accounts** tab.
- 4 Click **+ (plus sign)** under the accounts list.
- 5 Select **Google** under **Choose a mail account to add**....
- 6 Click **Continue**.
- 7 Under **Name** Type your full name.
- 8 Under **Email address** Enter your *Gmail address*.
- 9 Under **Password** Enter your *Gmail password*.
- 10 Click **Set Up**.
- 11 Ensure **Mail** is checked under **Select the apps to use with "(Gmail email address)"**.
- 12 Click **Done** and *close the Accounts preferences window*.

Access a Gmail Account in OS X Mail Using POP

To set up OS X Mail so it merely downloads new messages arriving at your Gmail address to your inbox:

- 1 Make sure **POP** access is turned on within the **Settings** of the **Gmail account** you want to set up in **OSX Mail**.
- 2 Open **Mail** app and select **Mail** in the Menu. From dropdown choose **Accounts**
- 3 To **Add a New Account** ... Click **+ (plus sign)** under the accounts list.
- 4 Click **Continue**.
- 5 Under **Name** ... Type your name
- 6 Under **Email Address** ... Enter your *Gmail address*
- 7 Under **Password** ... **Type a purposely wrong password e.g.. 1, 2, 3, 4, 5 etc**
- 8 Click **Sign in**.
- 9 Under **Account Type** ... select **POP**
- 10 Under **Incoming Mail Server** ... Enter "*pop.gmail.com*"
- 11 Now under **Password** enter your **CORRECT Gmail password**
- 12 Click **Sign in** again.

Regurgitated for Seniors from notes by Heinz Tschabitscher 14 February 2017

[< www.lifewire.com/gmail-os-x-access-1172876 >](http://www.lifewire.com/gmail-os-x-access-1172876)

Tip #2

HOW2 Transfer Contacts from Vodafone eMail Service

You can export (transfer) contacts from the Vodafone web-mail service into your new email service as a vCard which is an industry standard.

Contacts which can be exported as a vCard are as follows:

- es.co.nz
- ihug.co.nz
- pcconnect.co.nz
- quik.co.nz

continued on next page



Brian the Pirate's Tips

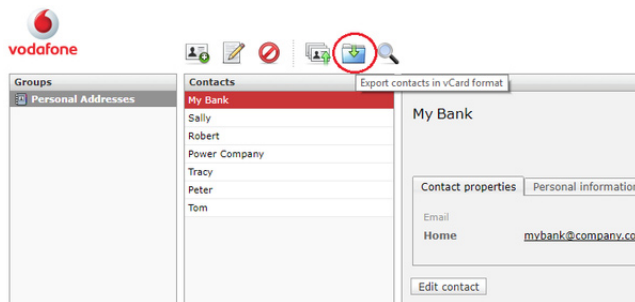
Tip #3

- vodafone.co.nz
- vodafone.net.nz
- wave.co.nz

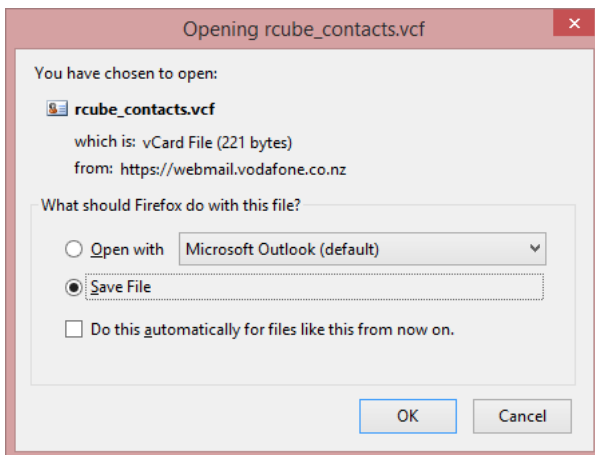
Contacts which cannot be exported are clear.net.nz and paradise.net.nz, these need to be copied over manually.

Steps to export your contacts from Vodafone webmail

- 1 Log into Vodafone webmail
- 2 From the top right, click on Address Book, which opens your contacts
- 3 In the Address Book screen, your contacts are shown by Groups and individually
- 4 Select the Groups or separate contacts to export
- 5 Either select specific separate individual contacts by holding the Command button while clicking on the items you want to export. Or Select All to export all contacts.
- 6 From the icons above the Contact column, click on the Folder with a down arrow icon, which is Export your contacts in vCard format



- 7 Your computer will then prompt you as to where you want to save them



- 8 Click Save.

You can follow these steps to import your contacts into another email service

HOW2 Keep My eMail Address

Keeping your existing email address depends on who your provider is... some let you keep your email address and access through the web free of charge. Others look to hold you to ransom, stop you taking it with you or charge you if you want to keep it when you move.

Spark or Telecom Email Address

Spark provided email accounts which are usually under Xtra. Spark will charge you about \$5 a month to keep your email address, if you don't already have a spark connection with them. Most other providers charge a similar amount.

Vodafone Email Addresses

Vodafone announced it will close its email accounts on 30 November 2017. This includes all email addresses ending in vodafone.co.nz, vodafone.net.nz, ihug.co.nz, paradise.net.nz and clear.net.nz. Vodafone is encouraging customers to sign up for a Google Gmail or Microsoft Outlook email address and is offering an auto-forwarding service.

Other Email Addresses

Other providers will have different policies and it is **VERY important to find out exactly what happens and what you should do BEFORE your switch** goes live with your new broadband provider. *It is recommend that you don't retain your old email address*— make the change now.

The recommendation is to sign up to a web-based service with an email account from a major provider such as Gmail (from Google), or Outlook (formerly Hotmail from Microsoft) making you ISP independent.

Such email web based accounts are packed with features, having quite large, free, storage allowances and with no chance of your email address being deleted when switching your broadband provider. You also rid yourself of lots of junk mail.

HOW2 Move your email address

If you are looking to move ISP / email address and don't want to be tied down to paying for the service, here's a simple process to ease the migration to a new email address.

1. Set up a new, free, web based email account like Gmail or Outlook. eg. create a Google Account through the Google Account creation page and establish a username and password to sign in to Gmail
2. Set up a forwarding rule on your old paid for email account, such as Xtra from Spark, and have that email account forward all mail to Gmail / Outlook

continued on next page

continued from previous page

3. Notify all your contacts that you are changing your email address.
4. Set up a filter in Gmail / Outlook to label all emails received and redirected from your old email account as "Recidivists" (or similar). As emails are redirected in to this address update account details as they come in leaving and or ignoring things you're not interested in.
5. Remind people who continually email the old email account that you are switching address are the ones who end up with the "Recidivists" label.
6. Send a final reminder to the recidivists two months after the original notification of change of address.
7. Pull the plug on the old email account at the end of the third month. 🍏

“THOSE WERE THE DAYS...”

Life before the computer

Memory was something that you lost with age.

An application was for employment

A programme was a TV show or a Concert

A CD was a bank account

A cursor used profanity

A Hard Drive was a long trip on the road

A Flash Drive was if you owned a Rolls Royce

A Keyboard was a Piano

A File was something you used on your nails or in your workshop

A Folder was usually made of Manila Cardboard

If you had a 3 ½ inch floppy diskyou just hoped nobody found out

A Web was a spider's home

A Virus was the 'flu

A Mouse Pad was where a mouse lived


A Tiff was an argument between husband and wife

Software was a comfortable sweater

Phishing was something you did from a wharf or a boat

A Mail Alert was the Postman's whistle after he delivered your letters to your letterbox 🍏

—courtesy SeniorNet Otago (with additions Editor)



SeniorNet Mac Inc. Rooms and Learning Centre
41 Essex Street, Christchurch